

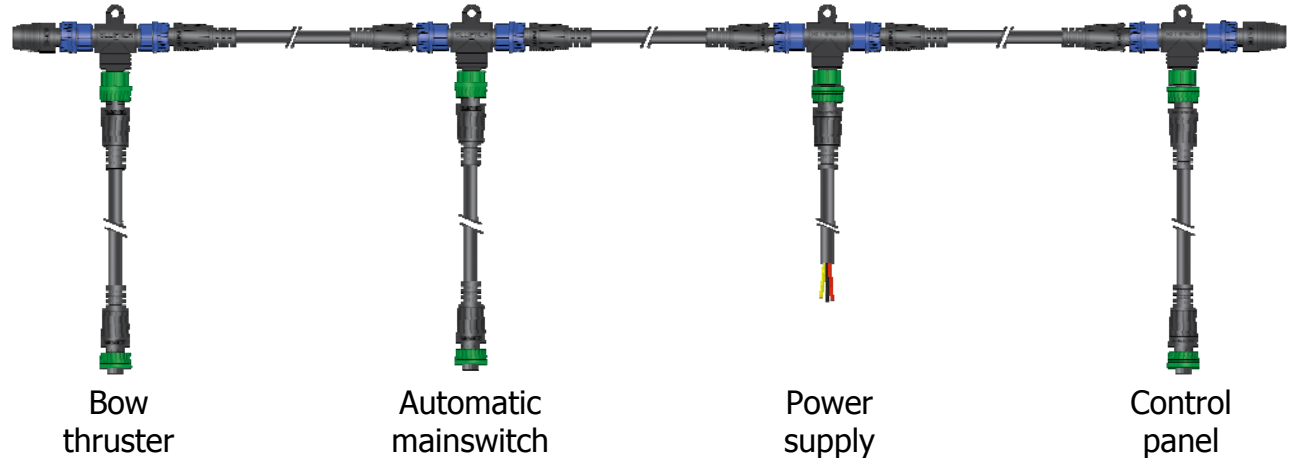
## Explaining S-link

S-link is a "CanBus" based control system with full intelligent communication between all units in the system, much like a computer network.

Main advantages include:

- Round, compact and waterproof plugs with unique keying to avoid faulty hookup
- Unlimited number of commands or information transfer on a single cable
- Proprietary Sleipner commands, but built 100% on NMEA 2000 standard

## Example of wiring



## Backbone cables

Forms the main "loop" around the boat  
Part #: 6 1320-xxM (xx=length)

- 0,2 m
- 2,0 m
- 4,0 m
- 7,0 m
- 10,0 m
- 15,0 m
- 20,0 m



## S-link cable parts


### Power cable (spur)

Must be one in each system, delivered in the length of 2,5m  
Part #: 6 1328



### T-connector

Must be one for each spur, including the power cable  
Part #: 6 1326



## Spur cables

Must be used to connect all parts to the backbone cable (one for each component, no exceptions), recommended to be as short as practically possible

Part #: 6 1321-xxM (xx=length)

- 0,4 m
- 1,0 m
- 3,0 m
- 5,0 m



### End terminator

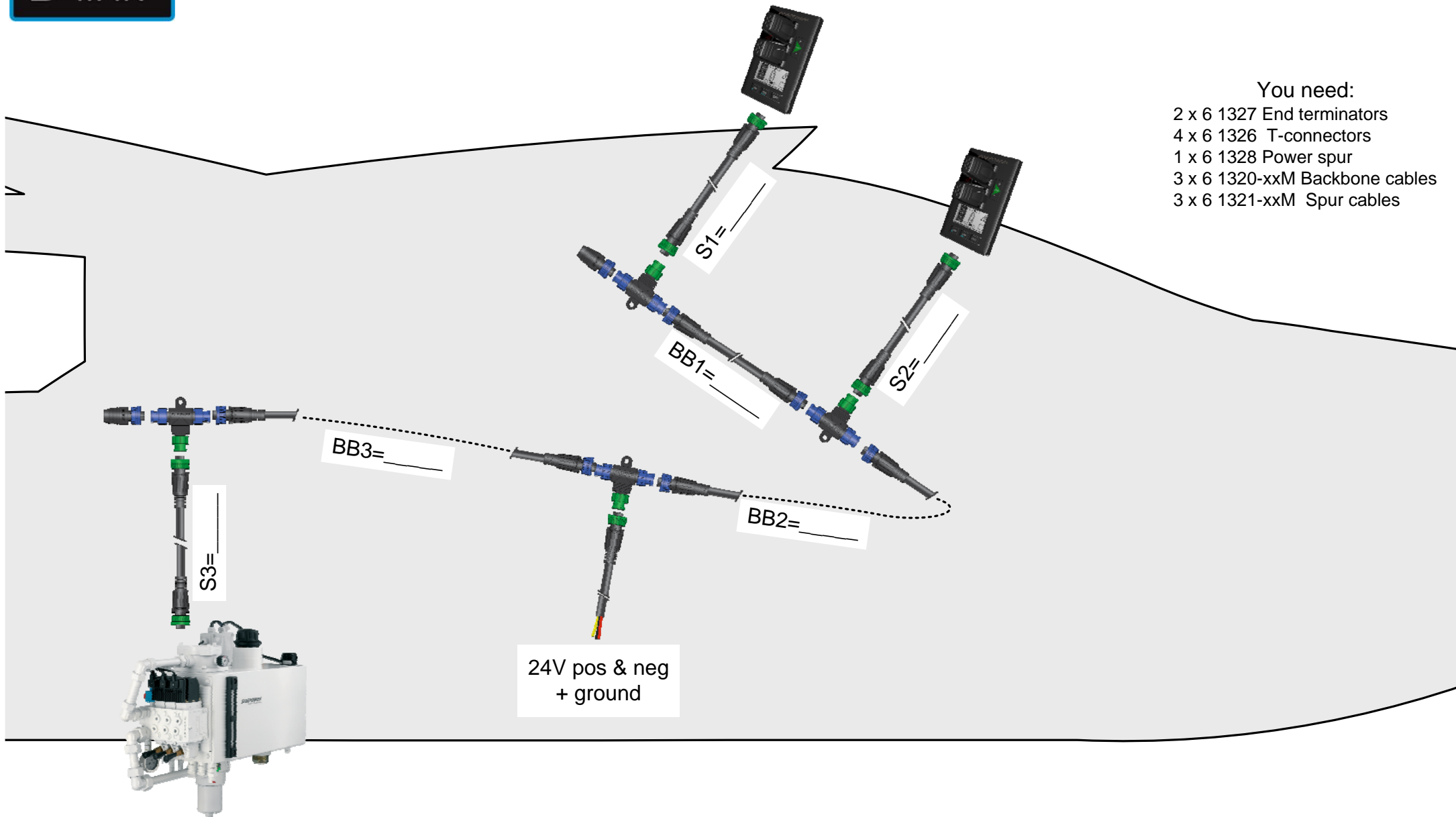
Must be one in each end of the backbone "loop"

Part #: 6 1327





# Example of the control wiring with S-link system for boats with two control positions and hydraulic thruster system.



You need:

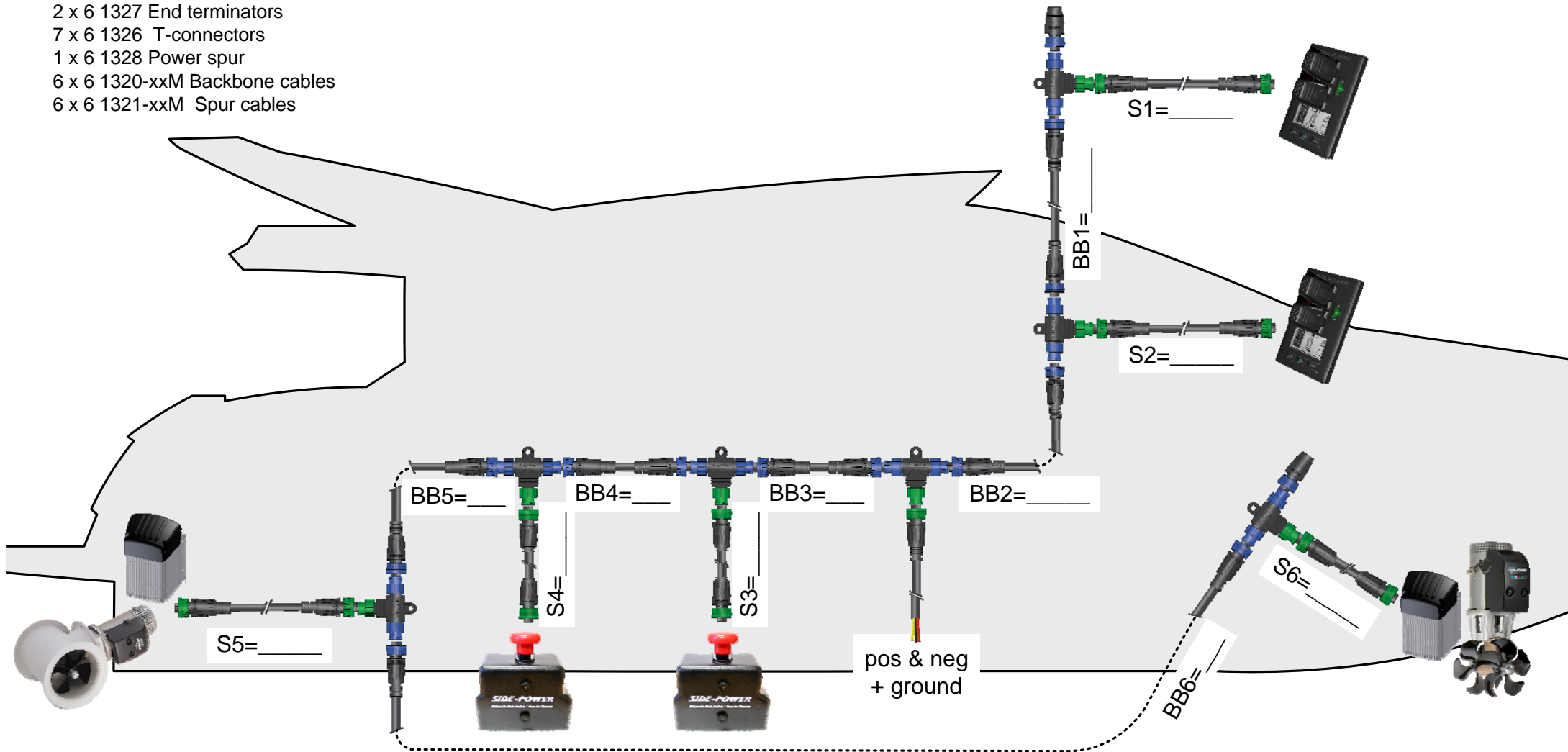
- 2 x 6 1327 End terminators
- 4 x 6 1326 T-connectors
- 1 x 6 1328 Power spur
- 3 x 6 1320-xxM Backbone cables
- 3 x 6 1321-xxM Spur cables



# Example of the control wiring with S-link system for boats with two control positions and two DC proportional thrusters.

## You need:

- 2 x 6 1327 End terminators
- 7 x 6 1326 T-connectors
- 1 x 6 1328 Power spur
- 6 x 6 1320-xxM Backbone cables
- 6 x 6 1321-xxM Spur cables

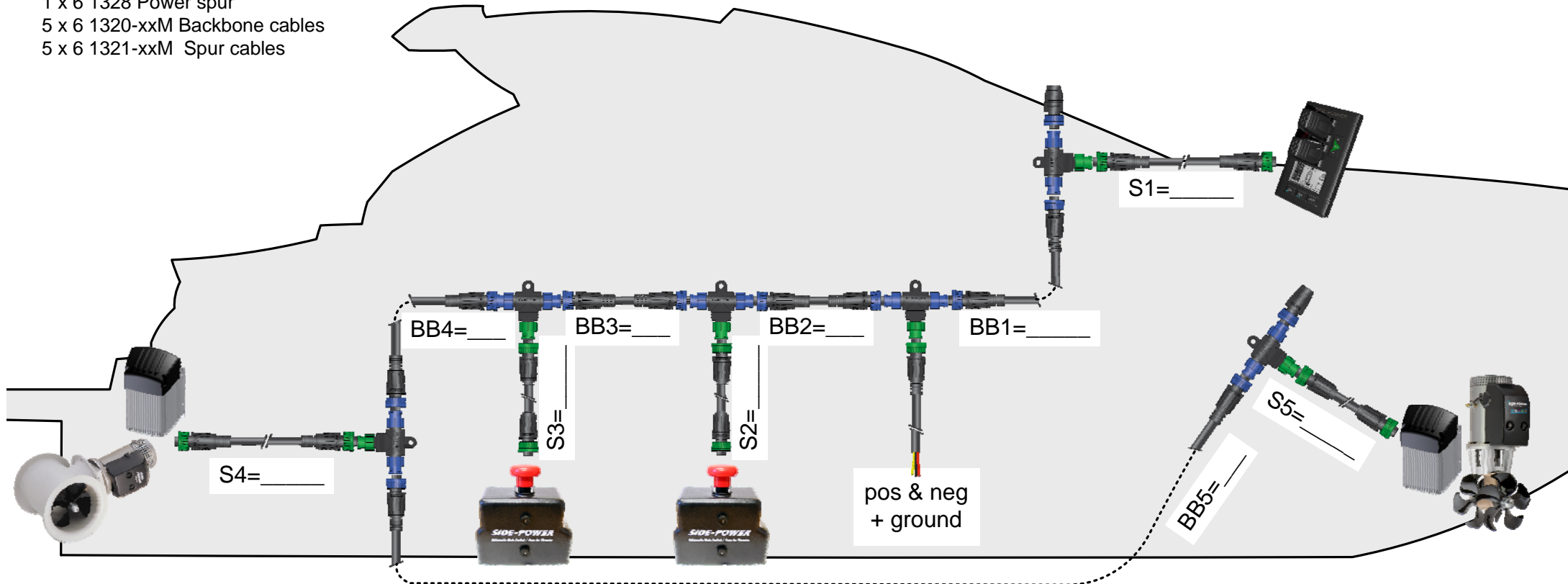




# Example of the control wiring with S-link system for boats with one control positions and two DC proportional thrusters.

## You need:

- 2 x 6 1327 End terminators
- 6 x 6 1326 T-connectors
- 1 x 6 1328 Power spur
- 5 x 6 1320-xxM Backbone cables
- 5 x 6 1321-xxM Spur cables





# Example of the control wiring with S-link system for boats with one control position and one retractable thruster.

- You need:
- 2 x 6 1327 End terminators
  - 3 x 6 1326 T-connectors
  - 1 x 6 1328 Power spur
  - 2 x 6 1320-xxM Backbone cables
  - 2 x 6 1321-xxM Spur cables

