



QUESTIONNAIRE SHORT FORM

Name: _____

Boat type: _____

Model year: _____

Length: _____

Beam: _____

Weight: _____

Top speed: _____

Engine (hp): _____

Shaft

Outboard

Sterndrive

Pod drive*

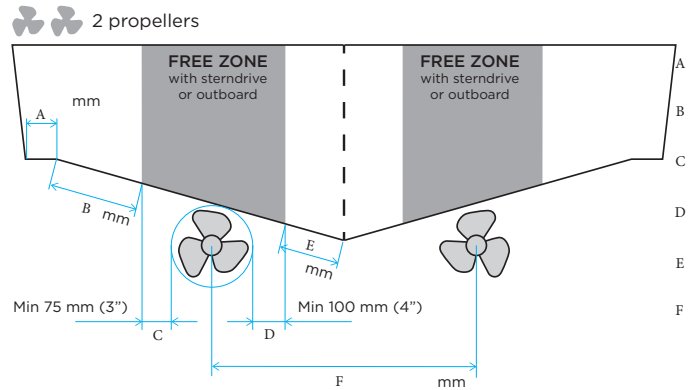
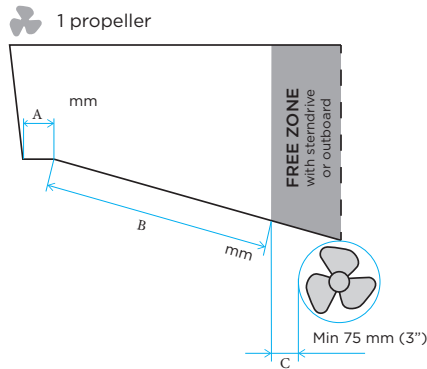
Waterjet

Number of engines: _____

Diameter of propeller: _____

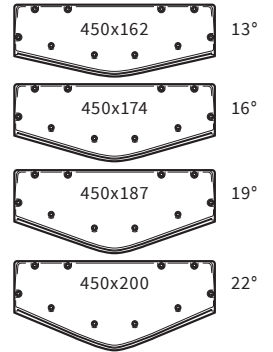
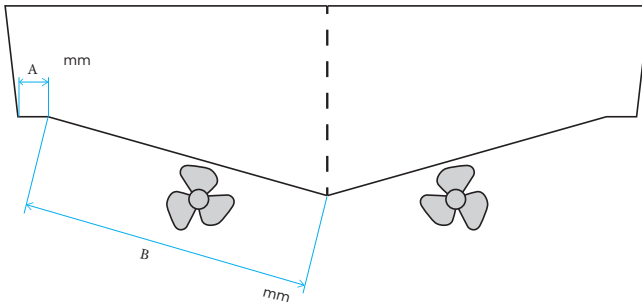
*Pod drives, e.g. the Volvo Penta IPS, MerCruiser Cummins Zeus, and ZF Marine 4000

Mounting surface (write down measurements)



Pod drives, including the Volvo Penta IPS,
MerCruiser Cummins Zeus and ZF Marine 4000

Interceptor dimensions (mm):

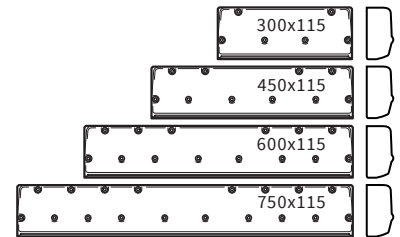


Angles

0-15°

Transom
angle: _____

Deadrise
angle: _____



Complete with photos